



# A CAT OWNER'S GUIDE TO VACCINES



Learn about contagious and common diseases your cat is at risk for and the vaccines that can help prevent them.










Keep this brochure as a handy reference for your cat's vaccination schedule.

# 'S KITTEN PROTECTION

## THROUGH YEAR 1



Newborn kittens ingest antibodies from their mother while nursing for early protection. Vaccine boosters are needed as these initial antibodies decrease over the first several months of life. The below vaccines increase protection as soon as maternal antibody levels fall below the protective level.

	6-8 WEEKS	9-12 WEEKS	13-16 WEEKS SOME CATS UP TO 20 WEEKS	1 YEAR FROM LAST BOOSTER
<input type="checkbox"/>	* 	* 	* 	*  <b>RCP</b> Can give 6 months to 1 year from booster
<input type="checkbox"/>		 		
<input type="checkbox"/>		 <b>Rabies</b> 1 year, Minimum age 12 weeks		 <b>Rabies</b> 3 year, As allowed by law

Checked boxes are recommended by your vet based on risk factors.


















\*A MLV intranasal FVRC may be used to provide rapid onset of protection from respiratory disease. An injectable panleukopenia/RCP vaccine should be given simultaneously.

# 'S CAT PROTECTION

## YEAR 2 AND BEYOND



Multiple diseases can attack cats at the same time, increasing the severity of illness or likelihood of death. Vaccinating for the below infections can help decrease this risk. Add FIP and chlamydia vaccines based on veterinarian recommendation.

	YEAR 2	YEAR 3	YEAR 4	YEAR 5	YEAR 6	YEAR 7	YEAR 8	YEAR 9	YEAR 10	YEAR 11	YEAR 12	AND BEYOND...
<input type="checkbox"/>			* 			* 			* 			
<input type="checkbox"/>	** 	** 	** 	** 	** 	** 	** 	** 	** 	** 	** 	
<input type="checkbox"/>			 <b>Rabies</b> 3 year, As allowed by law			 <b>Rabies</b> 3 year, As allowed by law			 <b>Rabies</b> 3 year, As allowed by law			

Checked boxes are recommended by your vet based on risk factors.

\*A MLV intranasal FVRC may be used to provide rapid onset of protection from respiratory disease and is ideal for cats boarding or undergoing stress. An injectable panleukopenia should be given every 3 years or as directed by a veterinarian.

\*\*Vaccination for FeLV depends on the cat's individual risk factors; please consult with your veterinarian.

# COMMON CAT DISEASES

## AND THE VACCINES THAT HELP PREVENT THEM

DISEASE	VACCINE	SPREAD BY	CLINICAL SIGNS	COMPLICATIONS
<b>Feline Viral Rhinotracheitis (FVR)</b> caused by Feline Herpesvirus-1	The "R" in RCP	Aerosol, droplets	Runny nose, sneezing, eye infection and eye ulcers, poor appetite, fever, lung infection	Persistent infection may reoccur during times of stress, source of infection to other cats, ulcers of the eye, irreversible damage to nasal sinuses, death
<b>Feline Calicivirus</b>	The "C" in RCP	Aerosol, droplets, contaminated surfaces (survives in the environment)	Runny nose, eye infection, mouth ulcers, poor appetite, fever, lung infection, lameness	Persistent infection may reoccur during times of stress, source of infection to other cats, painful mouth ulcers, death
<b>Feline Panleukopenia</b> also known as feline distemper, caused by a parvovirus	The "P" in RCP	Primarily from contaminated surfaces (able to survive for long periods of time), direct contact with infected cats, litter boxes	Fever, poor appetite, vomiting, diarrhea, dehydration, abdominal pain, tremors and lack of coordination, brain infection, heart damage	Severe illness, death
<b>Feline Leukemia Virus (FeLV)</b>	FeLV	Direct contact, sharing food and water bowls, grooming/sharing saliva	Suppression of the immune system results in infections, cancer tumors, leukemia	Cancer, death, stress or immune suppression may activate a silent infection
<b>Rabies</b>	Rabies vaccines are killed virus vaccines	Bite from infected animal or through infected saliva contact with mucous membranes	Spreads through the nerves to the brain with progressive disease resulting in death; signs may appear as restlessness, irritability, inability to swallow, paralysis, death	Fatal, zoonotic (contagious to people)
<b>Feline Infectious Peritonitis (FIP)</b> caused by coronavirus	FIP	Shed in the feces, shared litter boxes; may survive in the environment. Stress increases susceptibility to disease.	Early infection appears as either upper respiratory tract infection or diarrhea, but damage to blood vessels leads to a 'wet' form of disease which results in fluid collection in the abdomen or a 'dry' form which may lead damage of the eyes or nervous system, the disease is incurable and death will occur	Severe illness and death, source of infection to other cats in the household
<b><i>Chlamydomphila felis</i> (bacteria)</b>	May be part of the RCP combination	Aerosol, droplets	Eye infection and lung infection	May contribute to complications of FVRC (Feline Viral Rhinotracheitis, Calicivirus) infections

Source: Greene CE (ed.). *Infectious diseases of the dog and cat*. 4th ed. St. Louis: Elsevier; 2012.

# WHY ARE VACCINES IMPORTANT?

All cats are at risk of exposure to a variety of diseases, even if they spend most of their time indoors. Vaccination helps prevent common infectious diseases and is more beneficial for your cat than treating the disease once it occurs. Preventive vaccination is one of the easiest and best ways to ensure that your cat has a great quality of life.

## GET A PERSONALIZED VACCINATION PLAN

Talk to your veterinarian about your cat's lifestyle so they can help put together a vaccination plan tailored for your cat. The chart in this brochure can help you stay on schedule and make sure your cat is protected.

For up-to-date information about vaccination guidelines, visit [aaha.org](https://www.aaha.org).

